

Parent Guide & Instructions

This guide contains important information. Please keep it for future reference.



leapfrog.com/tag

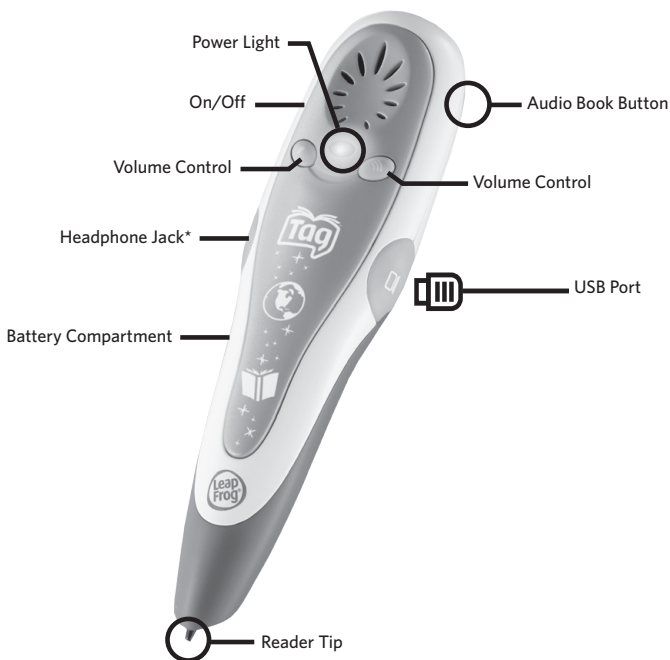
Product Information

The TAG™ Reading System

The TAG Reading System engages children's senses to make reading a rich, fulfilling experience. It allows children to learn at their own pace, building confidence. Well-loved characters and engaging stories inspire children to read and develop a lifelong love of reading.

What's included:

- TAG Reader
- *Let's Play Tag!* Sampler Book
- USB Cable



*Compatible with most headphones. Headphones not included.

Getting Started

Refer to Instructions for Care and Important Safety Instructions before starting.

1. Push down the screw on the battery compartment and turn counterclockwise with a screwdriver, coin or other household tool.
2. Remove the battery cover.
3. Insert 2 new AAA (called LR03 in some countries) alkaline batteries as shown in the polarity (+/-) diagram inside the battery compartment.
4. Replace battery door securely and tighten the screw.

Get Started with *Let's Play Tag!* Sampler Book

1. Press the On/Off button to begin. The green power light will shine when the TAG™ Reader is on.
2. To begin, touch the tip of the TAG Reader to an image or word in the included *Let's Play Tag!* Sampler Book.
3. You can also listen to TAG storybooks on the go. Simply touch your book with the TAG Reader and press the Audio Book button to hear the entire story read aloud.

Install the LEAPFROG® Connect Application

The LEAPFROG Connect Application enables you to download audio for your child's additional books and access the LEAPFROG® Learning Path, a powerful online tool that lets you see the skills your child is exploring, get learning ideas tailored to your child's books and more.

1. Open a web browser and go to leapfrog.com/connect
2. Click the TAG product link. Next, click the link to download the TAG LEAPFROG Connect Application to your PC or MAC® computer.
3. Download and run the installation program. On-screen instructions will guide you through the full installation process.

Download Audio for Other TAG Books and Games

1. If you have not already done so, follow the instructions above to install the LEAPFROG Connect Application.
2. Connect the TAG Reader to your computer using the included USB cable.
3. Enter the TAG view of the LEAPFROG Connect Application.

Getting Started

4. Download audio for all of your TAG™ books and games onto your computer.
5. Transfer up to ten books or games onto the TAG Reader.
6. Disconnect the TAG Reader from your computer.
7. To begin playing, simply touch the tip of the TAG Reader to an image or word in your TAG book or game.

Read the Page:

Touch this button to hear a single story page.

Say It!

Touch a word to hear it read aloud.

Sound It!*

Touch letters to hear them sounded out.

Spell It!*

Touch letters to hear how words are spelled.

Game:

Touch this button to play a game.

Repeat:

Touch this button to hear a question again.

Stop:

Touch this button to stop a story, game or song.



*Sound It! and Spell It! features available only in select books.

The Tag™ System Teaches Reading and Much More



Each TAG book comes packed with fun games and activities created to help your child build vocabulary, decode words and learn other core reading skills.

The included sampler book provides your child with a preview of the diverse content of the TAG library. In addition to reading, your child can explore an array of skills including logic and reasoning, numbers, sequencing and sorting and classifying.

The Tag Learn to Read System offers more than 60 books, maps and more!*

With more than 60 books and games and counting, the TAG library has a wide range of titles for children ages 4 to 8. Classic tales you know and love, original stories featuring popular TV and movie characters, game books, comic-style books and interactive adventure maps—the ever-growing TAG library has something for every reader.

To see the full library, visit leapfrog.com/tag

*Not all books and games available in all countries. Actual number may vary.

Troubleshooting


Symptom	Try This
Reader does not turn on or does not respond	<ul style="list-style-type: none">• Make sure the ON/OFF button has been pressed ON• Make sure batteries are correctly installed• Make sure battery cover is securely attached• Remove batteries and put them back in• Clean battery contacts by rubbing lightly with a soft eraser and then wiping with a clean and dry cloth• Install new batteries
Reader operates erratically or makes loud noises	<ul style="list-style-type: none">• Turn Reader off and install new batteries

INSTRUCTIONS FOR CARE FOR INDOOR, DRY-LOCATION USE ONLY

Keep food and beverages away from product. Do not spill liquid of any kind on this product as it may render it inoperative. Clean with a slightly damp cloth (cold water). Disconnect from USB cable before cleaning. Do not use soap, detergent or other chemicals. Never submerge the unit in water. Allow to dry before reuse. Avoid prolonged exposure to extreme temperatures and direct sunlight. Avoid dropping the unit. Never try to dismantle it. Avoid exposing product to extreme temperatures.

Note: Replace batteries when notified by the Low Battery warning.

 **CAUTION:** Routinely check this product for proper and safe condition. If there is any damage or broken parts, remove product from use.

 **ATTENTION :** Vérifiez régulièrement que ce jouet est en bon état et qu'il ne présente pas de danger. Dans le cas contraire (par exemple, s'il est cassé à certains endroits), tenez ce jouet hors de portée des enfants.

Battery Information

Requires 2 AAA (called LR03 in some countries) alkaline batteries.

Battery Removal and Installation Instructions

1. Open the battery door with a screwdriver, coin or other household tool.
2. If used or spent batteries are present, remove these batteries from the unit by pulling up on one end of each battery.
3. Install new batteries as shown in the polarity (+/-) diagram inside the battery compartment.
4. Replace battery door securely.

Battery Safety

Batteries are small objects. Batteries must be replaced by an adult. Follow the polarity (+/-) diagram in the battery compartment. Promptly remove dead batteries from the product. Dispose of used batteries properly. Remove batteries for prolonged storage. Only batteries of the same or equivalent type as recommended are to be used.

DO NOT incinerate used batteries.

DO NOT dispose of batteries in fire, as batteries may explode or leak.

DO NOT mix old and new batteries or types of batteries (i.e., alkaline/standard).

DO NOT recharge non-rechargeable batteries.

DO NOT use rechargeable batteries. The product may not operate properly and may not function at all.

DO NOT short-circuit the supply terminals.

Informations concernant les piles

Nécessite 2 piles alcalines AAA (appelées LR3 dans certains pays). Non fournies.

Sécurité relative aux piles

Les piles sont des objets de petite taille. Le remplacement des piles doit être effectué par un adulte.

Respectez le schéma de polarité (+/-) reproduit dans le compartiment des piles. Enlevez rapidement les piles usagées du jouet. Suivez les procédures adéquates pour vous débarrasser des piles usagées. Retirez les piles en cas de non-usage prolongé. Utilisez uniquement des piles ou accumulateurs du type recommandé ou d'un type équivalent. Veuillez jeter l'emballage des piles.

Instructions for Care

NE PAS incinérer les piles usagées.

NE PAS jeter les piles au feu car elles peuvent exploser ou fuir.

NE PAS mélanger piles usagées et piles neuves, ni différents types de piles (c'est-à-dire alcalines/standard).

NE PAS recharger des piles non rechargeables.

NE PAS court-circuiter les terminaux d'alimentation.

USB Cable

Use only the USB cable provided by LeapFrog Enterprises, Inc. Using any other cable may exceed FCC and other regulatory emissions limits. The product must be used only with the recommended USB connection. The USB cable is not a toy. Disconnect the product from the USB connection before cleaning. USB connectors and cable used with the product must be regularly examined for damage to the cord, plug and other parts and, in the event of such damage, the cable must not be used until the damage has been repaired.

Câble USB

Utilisez exclusivement le câble USB fourni par LeapFrog Enterprises, Inc. L'utilisation d'un autre câble peut dépasser les limites de la FCC (Commission fédérale américaine des communications) et autres limites réglementaires en matière d'émission. Le câble USB n'est pas un jouet. Déconnectez le jouet du port USB avant d'entamer toute opération de nettoyage.

IMPORTANT SAFETY INSTRUCTIONS

This toy is not intended for children under 3 years old.

Ce jouet ne convient pas aux enfants de moins de 3 ans.



WARNING: Cords are a strangulation hazard. Keep out of reach of children under 3 years of age.

Children pulling on the cord could cause the computer monitor, TV or other equipment to which the device is connected to fall with the possibility of property damage, serious personal injury or death. Adult supervision required during play.



AVERTISSEMENT : Les cordons peuvent représenter un risque d'étranglement. Tenez-les hors de portée des enfants de moins de 3 ans. En tirant sur le cordon, un enfant peut causer la chute de l'écran de l'ordinateur, de la télévision ou d'un autre appareil connecté à ce dispositif et provoquer des risques de dommages matériels, de blessures graves, voire même la mort. L'utilisation de ce jouet doit avoir lieu sous la supervision d'un adulte.


PROTECT YOUR HEARING



Long-term exposure to loud sounds, at high volume, may result in permanent hearing loss. When using headphones or ear buds, it is recommended that the product is listened to at lower volumes for shorter periods of time. Set the volume while in a quiet environment; turn the volume down if you cannot hear people speaking near you. Limit the listening time to 90 minutes, followed by a quiet period. The louder the volume, the less time required before your hearing may be affected. If you experience ringing in your ears or hear muffled speech, stop listening and have your hearing checked. When using the product without headphones or ear buds, do not hold it or place it near the ears.

Instructions for Care

PROTÉGEZ VOTRE OÛÏE

 Une exposition durable à des sonorités trop fortes peut entraîner une perte définitive de l'ouïe. Lorsque vous utilisez le casque ou les écouteurs bouton, il est conseillé de baisser le volume et réduire le temps d'écoute. Réglez le son lorsque vous êtes dans un endroit calme et baissez-le si vous n'entendez pas les personnes qui parlent autour de vous. Limitez le temps d'écoute à 90 minutes, puis accordez-vous un moment de tranquillité. Plus le volume est élevé, plus il y a de chances que votre ouïe soit rapidement touchée. En cas de bourdonnement dans les oreilles ou si vous entendez des voix sourdes, arrêtez immédiatement d'écouter ce produit et faites contrôler votre ouïe dans les plus brefs délais. Lors de l'utilisation du produit sans écouteurs ou sans écouteurs boutons, ne le tenez ou placez pas proche de vos oreilles.

FCC NOTICE:

This device complies with Part 15 of the FCC rules. Operation is subject to the following two conditions:

- 1) This device may not cause harmful interference, and
- 2) This device must accept any interference received, including interference that may cause undesired operation.

This equipment has been tested and found to comply with the limits for a Class B digital device pursuant to Part 15 of the FCC rules. These limits are designed to provide reasonable protection against harmful interference to radio communications. Because this product generates, uses and can radiate radio frequency energy, there can be no guarantee that interference will not occur. If this product does cause interference to radio or television reception (you can check this by turning the product off and on while listening for the interference), one or more of the following measures may be useful:

- Reorient or relocate the receiving antenna
- Increase the separation between the product and the radio or the TV
- Consult the dealer or an experienced TV-radio technician for help

NOTE: Changes or modifications to this unit not expressly approved by LeapFrog Enterprises, Inc., could void the user's authority to operate the equipment.

This Class B digital apparatus complies with Canadian ICES-003.

Cet appareil numérique de la classe B est conforme à la norme NMB-003 du Canada.

Environmental Phenomena

- The unit may malfunction if subjected to radio-frequency interference. It should revert to normal operation when the interference stops. If not, it may become necessary to turn the power off and back on, or remove and reinstall the batteries. If a malfunction occurs during the downloading process, restart the software and proceed with the downloading process again.
- In the unlikely event of an electrostatic discharge, the unit may malfunction and lose memory, requiring the user to reset the device by removing and reinstalling the batteries.

Instructions for Care

Impact de l'environnement

- Une défaillance de fonctionnement de l'appareil peut survenir s'il est sujet à des interférences avec les fréquences radioélectriques. Le fonctionnement normal de l'appareil devrait reprendre avec l'arrêt des interférences. Si ce n'est pas le cas, il peut s'avérer nécessaire d'éteindre et rallumer l'appareil ou de retirer et réinstaller les piles. Si ce problème survient pendant un téléchargement, redémarrez le logiciel, puis recommencez le téléchargement.
- Dans l'éventualité peu probable d'une décharge électrostatique, un mauvais fonctionnement et une perte de mémoire de l'appareil peuvent se produire. L'utilisateur doit alors retirer et réinstaller les piles pour réinitialiser l'appareil.

CONSUMER SUPPORT

U.S. Consumer Service Contact: Visit our Consumer Support website at www.leapfrog.com/support 24 hours a day.

Canada Consumer Service Contact: Visit our Consumer Support website at www.leapfrog.ca/support 24 hours a day.

U.K. Consumer Service Contact: Visit our Consumer Support website at www.leapfrog.co.uk/support 24 hours a day.

Australia Consumer Service Contact: Please submit questions to our support staff via email at info@funtastic.com.au.

LIMITED WARRANTY: Subject to a limited three (3) month warranty. Visit our website at www.leapfrog.com for full details of the warranty provided in your country.

GARANTIE LIMITÉE : Ce produit est soumis à une garantie limitée de trois (3) mois. Veuillez consulter notre site Web à l'adresse www.leapfrog.com pour obtenir l'intégralité des informations de garantie fournies dans votre pays.

For information on how this product might be recycled, visit www.leapfrog.com/recycle or call (800) 701-5327.

TM & © 2012 LeapFrog Enterprises, Inc. All rights reserved.

Cars 2: © 2012 Disney/Pixar.

leapfrog.com/tag

For ages 4-8 years. Convient aux enfants de 4 à 8 ans.

TAG Reader Models: 20800 and 22010

LeapFrog Enterprises, Inc.

6401 Hollis Street, Suite 100

Emeryville, CA 94608

800-701-LEAP (5327)

Part number: 605-11780-B



Learning Path™

See the Learning.™

See your child's play and learning with the LeapFrog® Learning Path. When you connect any Tag™ system, you can see how long your child spent with each book, skills explored and more. Tailored insights help you reward your child's successes and encourage their passions.

leapfrog.com/learningpath



The Tag Reading System guides children through their learn-to-read journey with a growing library of 60+ books, puzzles, maps and more!

Get Ready to Read Series



Develop reading basics and other essential preschool skills.

Early Reading Series



Build core phonics skills with sound-it-out support.

Read on Your Own Series



Grow essential vocabulary & reading comprehension skills.

Learn through Reading Series



Explore science, writing & creativity through maps, puzzles & more.

Tag and Tag Junior products sold separately, and may not be available in all countries. Actual Tag and Tag Junior products may vary. Tag Junior hardware is compatible only with Tag Junior books. Tag hardware is compatible with Tag and Tag Junior books.

Toy Story 3, Cars 2 & Finding Nemo: © 2012 Disney/Pixar. Beauty and the Beast, Cinderella & Tangled: © 2012 Disney. Dora the Explorer: © 2012 VIACOM INTERNATIONAL, INC. All rights reserved. Sesame Street Big Bird. TM & © 2012 Sesame Workshop. All rights reserved. Scooby-Doo. TM & © Hanna-Barbera (s12).