



*At the heart of the image*

Inspiration on Contact

D<sub>f</sub>

# Walk Slowly

As I ascend the mountain path, the alpine air washes away everyday concerns. Free from haste and competition, I become my true creative self again, choosing unhurried inspiration over the frantic rush of speed and efficiency. The wind keeps my mind focused as the glow of dawn begins its timeless drama, but I don't rush forward to capture it. Through measured contemplation, time is now my friend and photo assistant, guiding me towards a more meaningful interpretation of light. The Df allows me to create one-of-a-kind frames with exceptional freedom and tactile precision mechanics. With the Df as my companion, the act of taking a photograph is truly rewarding. So I walk slowly, letting inspiration lead me at its own pace.

## D<sub>f</sub>



• Lens: AF-S NIKKOR 70-200mm f/4G ED VR  
• Image quality: 14-bit RAW (NEF) • Exposure: [A] mode, 1/400 second, f/8  
• White balance: Direct sunlight • Sensitivity: ISO 3200 • Picture Control: Standard  
©Takeshi Fukazawa



# Creative Potential at Every Turn: Distill your vision with intuitive controls

## Tactile precision mechanics: one-of-a-kind images, all under your direct control

The large mechanical dials that dominate the top of the Df are where photographers will rediscover the pleasure of camera operations and the photographic process. Instead of considering the exposure over the LCD monitor, the camera's top deck makes ISO sensitivity, shutter speed, and exposure compensation value constantly visible and accessible, inspiring photographers to more physically direct the camera's settings and exposure. By transmitting one's photographic intentions through the Df's controls, the connection between photographer and camera is now more fulfilling than ever. In casual shooting situations, you can bypass the controls and let the Df's programmed auto mode do all the exposure calculations. However, with the Df in their grasp, passionate photographers will find their hands drawn to the mechanical dials and be inspired to craft their own pictures.



## Intuitive simplicity: the key to distilling your creativity

Setting the Df to your intended exposure is intuitively simple. Each dial is dedicated to its single purpose: ISO sensitivity, shutter speed, and exposure compensation. Aperture can be set via the sub-command dial, or by the aperture ring of certain NIKKOR lenses\*, including non-AI lenses. At a quick glance, you can check all current settings, as well as see how far you can adjust them, keeping you in the right frame of mind while shooting. With this sense of reassurance, you can better contemplate your composition and exposure. When you want to control shutter speed more finely than in 1 EV steps, the shutter speed dial can be set to 1/3 STEP and controlled using the main command dial.

\*Does not apply to G- and E-type lenses



When set to 1/3 STEP, shutter speed can be controlled via the main command dial without taking your eye from the viewfinder



Full-aperture metering with non-AI lenses is available


## Precision design: the feel of elite operation

Thorough attention to every detail: the Df feels right in your hands. Its sturdy build is designed to be with you wherever you go. A quality leather-tone finish envelops its reassuring metal body contours. Every mechanical dial is carved from solid metal, each indicator engraved and painted across the top. The fine notches that encircle the dial offer controlled grip, each rotation providing a pleasing and reassuring click as it responds to the photographer's intention. With each operation, the camera delivers the tactile sensation Nikon craftsmanship is known for.



## Intimacy with your subject: glass pentaprism optical viewfinder with approx. 100% frame coverage

A quintessential element of SLR photography is looking through the clear optical viewfinder to feel intimacy with the subject. In order to truly optimize the large FX-format viewfinder image, the Df offers approx. 100% frame coverage, because how you position each element in the frame is crucial. The approx. 0.7x magnification\* enhances the confirmation of every visual element in the frame, including the viewfinder information display. The large, bright viewfinder image and focusing screen are carefully designed to aid visual confirmation of precise focusing in both manual and autofocus modes. In addition, grid lines can optionally be placed across the viewfinder for accurate orientation.



\*50mm f/1.4 lens at infinity, -1.0m<sup>-1</sup>




Attached lens: AF-S NIKKOR 50mm f/1.8G (Special Edition)



# Creativity on a New Scale: A fusion of D4 image quality and lightweight mobility


## Authentic Nikon SLR design: the most portable of the FX-format D-SLRs



On the outside, the Df has all the attributes of tradition and authenticity. For some, the camera body's smaller size and sharper angles may evoke the era of earlier Nikon film SLRs, especially when paired with the newly designed AF-S NIKKOR 50mm f/1.8G (Special Edition) and its matching aesthetic. However, others will see this unique hybrid as a new creature in its own right. Hold it in your hands and relish the tactile satisfaction of a well-balanced D-SLR camera that is the smallest and lightest in the Nikon FX format. Now picture yourself concentrating more on shooting in a wider variety of places, for more hours, with less of the strain associated with large, heavy cameras. This is what the Df can do for you.

## The trinity of true potential: NIKKOR, the Nikon FX-format image sensor of the D4 and the EXPEED 3 image-processing engine

The Df's advantages are not merely skin-deep. When it comes to image quality, it rivals the performance-proven professional D4, Nikon's flagship D-SLR. At the heart of the Df lie the powerful FX-format image sensor (more than 2x larger than that for DX format) and the EXPEED 3 image-processing engine – just like the D4. Paired with sharp and innovative NIKKOR lenses, the



Df delivers images using 16.2 effective megapixels that are both stunningly versatile and easier to work with all around. The tones are smooth, the colors are rich and accurate, and each image has the depth you expect from the FX format. And, in the same way that the D4 has astounded the world's top working professionals, the Df's state-of-the-art sensor and engine also work

together to minimize noise throughout the wide ISO range. The Df offers a TIFF recording option for uncompressed files as well as RAW and JPEG. With its D4 image quality and a new level of FX-format portability, the Df opens up entirely new photographic opportunities.




80 million NIKKOR

80 YEARS NIKKOR LENSES

## The power to change your photography: flagship-quality images and ISO range in a more portable size

Exceptional versatility is where the Df's imaging potential excels. Regardless of the scene's volume of light, the Df is ready and will not let you down. In situations where light is scarce and a tripod is not available, the camera's superb high ISO performance allows you to use faster shutter speeds for handheld shooting and still produce clean, sharp, richly detailed and pleasingly saturated images with little noise.



Taken at ISO 6400

Moreover, when shooting with low ISOs under abundant or even harsh lighting with strong contrasts, the Df still delivers subtle tones, crisp edges and fine details in both highlight and shadow areas, without narrowing the dynamic range. The camera's portability and capable management of diverse lighting situations can liberate photographers and spark their imagination, both within the camera's standard ISO range of 100 to 12800, or when further expanded to the equivalent of ISO 50 and ISO 204800.

## Photographic flexibility: Picture Control System, Active D-Lighting and HDR

Your images will now appear as you imagined them with Nikon's original Picture Control System. The Df has six built-in options: Standard, Neutral, Vivid, Monochrome, Portrait, and Landscape. Select one to match your intention or the scene's conditions and render a unique yet natural photographic look. Each option further allows you to adjust parameters such as sharpening, contrast, and brightness. It is also possible to save the parameters of adjusted files as Custom Picture Controls so that you can return to the exact photographic style you desire whenever you like. When taking pictures of high-contrast subject matter, Active D-Lighting helps preserve details in both highlights and shadows while maintaining the image's natural photographic appearance. Exclusive to digital photography, HDR (High Dynamic Range)\* combines two images taken at different exposures within up to 3 EV differentials with one shutter release to produce a single image that covers a wider dynamic range.




Active D-Lighting: Extra high 2

\*Tripod use is recommended for HDR shooting.

# Performance with Creative Purpose: Engineered to draw out your photographic instincts

## The power to capture

The Df's innovative fundamentals are designed to keep photographers inspired. Its Multi-CAM 4800 autofocus sensor module has 39 tightly packed, strategically placed focus points that work together like a net to track your subject and lock it into sharp focus. The nine cross-type sensors in the center provide further accuracy, even when your subject has little light or contrast to focus on. Even when the maximum effective aperture of your telephoto lens is as slow as f/8 with a teleconverter attached, you can still rely on the Df's AF performance with seven active focus points. If speed is required, the Df is capable of continuous bursts at approx. 5.5 fps\*<sup>1</sup> for up to 100 shots\*<sup>2</sup>. Nikon's exclusive Scene Recognition System uses the 2016-pixel RGB sensor and image sensor to precisely analyze every shooting scene before a picture is taken and then apply the data to fine-tune the autofocus, auto exposure, i-TTL balanced fill-flash and auto white balance control. The result: profound accuracy.



Seven AF points perform with f/8 maximum effective aperture

Performs as a cross-type sensor

\*<sup>1</sup> Based on CIPA Guidelines \*<sup>2</sup> When shot in JPEG

## The power to adapt

In live view shooting, the Df has a new 9-cell framing grid display for better 3:2 aspect ratio composition, as well as 16:9 and 1:1 aspect ratios for post-shoot trimming. Virtual horizon displays the rolling and pitching directions on the LCD monitor, while the rolling direction can be seen in the viewfinder. Spot White Balance lets you easily acquire preset manual data based on a specific area within the frame you select during live view. You can quickly reach a completely faithful white balance setting for your selected subject by moving the target across the entire frame with the multi selector. This eliminates the need to use a gray card and allows you to quickly acquire preset data from even a distant subject. This is convenient when shooting indoors, where light sources are more likely to be mixed.



9-cell framing grid display facilitates better composition in live view

## The power to display and edit

Whether in bright sunlight or dim interiors, it is critical for photographers to easily be able to check images and camera information through the camera's LCD. The Df's large, 8-cm/3.2-in., approx. 921k-dot, high-definition LCD monitor comparable to the D4's has a wide viewing angle, delivering clear visibility with less surface reflection thanks to an integrated glass and panel structure. The LCD's text and background colors switch as your location's ambient light changes, so that you can view camera information more clearly. The extended color reproduction range ensures better image reviewing. The playback zoom can magnify large-size FX-format images up to approx. 30x (by length comparison) for quick and accurate focus confirmation. The convenient  $\mathcal{Z}$  button on the back of the camera body allows direct access to menu settings. Simply press the button to change settings and modes both during optical viewfinder shooting and live view shooting – all without digging deep into the menu. Pressing this button during playback prompts a variety of retouch menu options to appear on the monitor, allowing you to edit images using features like Trim and Perspective Control right after shooting.

## The power to withstand

The Df has been designed to be lightweight and well balanced, especially with compact prime NIKKORs. These benefits – all of which are important for many types of shooting excursions – come without sacrificing dependability. The camera's top, rear and bottom covers use light and durable magnesium alloy, while various sections of the camera body are effectively sealed to attain superior dust-prevention and weather-resistance, equivalent with the D800 series. The camera's high-speed, high-precision sequential control mechanism achieves independent mirror operation and the shutter has been tested for 150,000 cycles with the shutter unit and driving mechanism actually loaded in the camera to prove its extremely high durability. The shutter unit also incorporates a compact self-diagnostic shutter monitor to maintain the highest levels of accuracy. Together with energy-efficient power management and the compact EN-EL14a Rechargeable Li-ion Battery, it is possible to shoot up to approx. 1400 shots\* per charge.


\*Based on CIPA Standards



Light and durable magnesium alloy for top, rear and bottom covers



# Specifications

Type of camera	Single-lens reflex digital camera
Lens mount	Nikon F mount (with AF coupling and AF contacts)
Effective angle of view	Nikon FX format
Effective pixels	16.2 million
Image sensor	36.0 × 23.9 mm CMOS sensor
Total pixels	16.6 million
Dust-reduction system	Image sensor cleaning, Image Dust Off reference data (optional Capture NX 2 software required)
Image size (pixels)	FX format (36 × 24): 4,928 × 3,280 [L], 3,696 × 2,456 [M], 2,464 × 1,640 [S] DX format (24 × 16): 3,200 × 2,128 [L], 2,400 × 1,592 [M], 1,600 × 1,064 [S]
File format	<ul style="list-style-type: none"> <li>• NEF (RAW): 12 or 14 bit, lossless compressed, compressed, or uncompressed</li> <li>• TIFF (RGB)</li> <li>• JPEG: JPEG-Baseline compliant with fine (approx. 1:4), normal (approx. 1:8), or basic (approx. 1:16) compression (Size priority); Optimal quality compression available</li> <li>• NEF (RAW)+JPEG: Single photograph recorded in both NEF (RAW) and JPEG formats</li> </ul>
Picture Control System	Standard, Neutral, Vivid, Monochrome, Portrait, Landscape; selected Picture Control can be modified; storage for custom Picture Controls
Storage media	SD (Secure Digital) and UHS-I compliant SDHC and SDXC memory cards
File system	DCF (Design Rule for Camera File System) 2.0, DPOF (Digital Print Order Format), Exif (Exchangeable Image File Format for Digital Still Cameras) 2.3, PictBridge
Viewfinder	Eye-level pentaprism single-lens reflex viewfinder
Frame coverage	FX (36 × 24): Approx. 100% horizontal and 100% vertical DX (24 × 16): Approx. 97% horizontal and 97% vertical
Magnification	Approx. 0.7x (50 mm f/1.4 lens at infinity, -1.0 m <sup>-1</sup> )
Eyepoint	15 mm (-1.0 m <sup>-1</sup> ; from center surface of viewfinder eyepiece lens)
Diopter adjustment	-3 to +1 m <sup>-1</sup>
Focusing screen	Type B BriteView Clear Matte Mark VIII screen with AF area brackets (framing grid can be displayed)
Reflex mirror	Quick return
Depth-of-field preview	Pressing P <sub>v</sub> button stops lens aperture down to value selected by user (exposure modes A and M) or by camera (exposure modes P and S)
Lens aperture	Instant return, electronically controlled
Compatible lenses	Compatible with AF NIKKOR lenses, including type G, E, and D lenses (some restrictions apply to PC lenses) and DX lenses (using DX 24 × 16 1.5x image area), AI-P NIKKOR lenses and non-CPU lenses. IX NIKKOR lenses and lenses for the F3AF cannot be used The electronic rangefinder can be used with lenses that have a maximum aperture of f/5.6 or faster (the electronic rangefinder supports the center 7 focus points with lenses that have a maximum aperture of f/8 or faster and the center 33 focus points with lenses that have a maximum aperture of f/7.1 or faster)
Shutter type	Electronically controlled vertical-travel focal-plane shutter
Shutter speed	1/4000 to 4 s in steps of 1 EV (1/4000 s to 30 s in steps of 1/3 EV with main command dial), X200 (with shutter-speed dial only), bulb, time
Flash sync speed	X=1/200 s; synchronizes with shutter at 1/250 s or slower
Release modes	S (single frame), C <sub>i</sub> (continuous low speed), C <sub>h</sub> (continuous high speed), Q (quiet shutter-release),  (self-timer), M <sub>up</sub> (mirror up)
Frame advance rate	1 to 5 fps (CL) or 5.5 fps (CH)

Self-timer	2 s, 5 s, 10 s, 20 s; 1 to 9 exposures at intervals of 0.5, 1, 2, or 3 s
Exposure metering	TTL exposure metering using 2016-pixel RGB sensor
Metering method	<ul style="list-style-type: none"> <li>• Matrix: 3D color matrix metering II (type G, E and D lenses); color matrix metering II (other CPU lenses); color matrix metering available with non-CPU lenses if user provides lens data</li> <li>• Center-weighted: Weight of 75% given to 12-mm circle in center of frame; diameter of circle can be changed to 8, 15, or 20 mm, or weighting can be based on average of entire frame (non-CPU lenses use 12-mm circle)</li> <li>• Spot: Meters 4-mm circle (about 1.5% of frame) centered on selected focus point (on center focus point when non-CPU lens is used)</li> </ul>
Metering range (ISO 100, f/1.4 lens, 20°C/68°F)	<ul style="list-style-type: none"> <li>• Matrix or center-weighted metering: 0 to 20 EV</li> <li>• Spot metering: 2 to 20 EV</li> </ul>
Exposure meter coupling	Combined CPU and AI (collapsible metering coupling lever)
Exposure modes	Programmed auto with flexible program (P); shutter-priority auto (S); aperture-priority auto (A); manual (M)
Exposure compensation	-3 to +3 EV in increments of 1/3 EV
Exposure bracketing	2 to 5 frames in steps of 1/3, 2/3, 1, 2 or 3 EV
Flash bracketing	2 to 5 frames in steps of 1/3, 2/3, 1, 2 or 3 EV
Exposure lock	Luminosity locked at detected value with AE-L/AF-L button
ISO sensitivity	ISO 100 to 12800 in steps of 1/3 EV; can also be set to approx. 0.3, 0.7, or 1 EV (Recommended Exposure Index)
(Recommended Exposure Index)	(ISO 204800 equivalent) above ISO 12800; auto ISO sensitivity control available
Active D-Lighting	Can be selected from auto, extra high +2/+1, high, normal, low, or off
ADL bracketing	2 frames using selected value for one frame or 3 to 5 frames using preset values for all frames
Autofocus	Nikon Multi-CAM 4800 autofocus sensor module with TTL phase detection, fine-tuning, and 39 focus points (including 9 cross-type sensors; the center 33 points are available at apertures slower than f/5.6 and faster than f/8, while the center 7 focus points are available at f/8)
Detection range	-1 to +19 EV (ISO 100, 20°C/68°F)
Lens servo	<ul style="list-style-type: none"> <li>• Autofocus (AF): Single-servo AF (AF-S); continuous-servo AF (AF-C); predictive focus tracking activated automatically according to subject status</li> <li>• Manual focus (M): Electronic rangefinder can be used</li> </ul>
Focus point	Can be selected from 39 or 11 focus points
AF-area modes	Single-point AF, 9-, 21- or 39-point dynamic-area AF, 3D-tracking, auto-area AF
Focus lock	Focus can be locked by pressing shutter-release button halfway (single-servo AF) or by pressing AE-L/AF-L button
Flash control	TTL: i-TTL flash control using 2016-pixel RGB sensor is available with SB-910, SB-900, SB-800, SB-700, SB-600, SB-400, or SB-300; i-TTL balanced fill-flash for digital SLR is used with matrix and center-weighted metering, standard i-TTL flash for digital SLR with spot metering
Flash modes	Front-curtain sync, slow sync, rear-curtain sync, red-eye reduction, red-eye reduction with slow sync, slow rear-curtain sync, Auto FP High-Speed Sync supported
Flash compensation	-3 to +1 EV in increments of 1/3
Flash-ready indicator	Lights when optional flash unit is fully charged; flashes after flash is fired at full output
Accessory shoe	ISO 518 hot-shoe with sync and data contacts and safety lock

Nikon Creative Lighting System (CLS)	Advanced Wireless Lighting supported with SB-910, SB-900, SB-800 or SB-700 as a master flash and SB-600 or SB-R200 as remotes, or SU-800 as commander; Auto FP High-Speed Sync and modeling illumination supported with all CLS-compatible flash units (except SB-400 and SB-300); Flash Color Information Communication and FV lock supported with all CLS-compatible flash units
Sync terminal	ISO 519 sync terminal with locking thread
White balance	Auto (2 types), incandescent, fluorescent (7 types), direct sunlight, flash, cloudy, shade, preset manual (up to 4 values can be stored, spot white balance measurement available during live view), choose color temperature (2500 K to 10000 K), all with fine-tuning
White balance bracketing	2 to 3 frames in steps of 1, 2 or 3
Live view lens servo	<ul style="list-style-type: none"> <li>• Autofocus (AF): Single-servo AF (AF-S); full-time-servo AF (AF-F)</li> <li>• Manual focus (M)</li> </ul>
Live view AF-area modes	Face-priority AF, wide-area AF, normal-area AF, subject-tracking AF
Live view autofocus	Contrast-detect AF anywhere in frame (camera selects focus point automatically when face-priority AF or subject-tracking AF is selected)
Monitor	8-cm/3.2-in., approx. 921k-dot (VGA), low-temperature polysilicon TFT LCD with approx. 170° viewing angle, approx. 100% frame coverage, and brightness control
Playback	Full-frame and thumbnail (4, 9, or 72 images or calendar) playback with playback zoom, photo slide shows, histogram display, highlights, photo information, location data display, and auto image rotation
USB	Hi-Speed USB
HDMI output	Type C mini-pin HDMI connector
Accessory terminal	<ul style="list-style-type: none"> <li>• Wireless remote controllers: WR-R10 and WR-1 (available separately)</li> <li>• Remote cord: MC-DC2 (available separately)</li> <li>• GPS units: GP-1/GP-1A (available separately)</li> </ul>
Supported languages	Arabic, Chinese (Simplified and Traditional), Czech, Danish, Dutch, English, Finnish, French, German, Greek, Hindi, Hungarian, Indonesian, Italian, Japanese, Korean, Norwegian, Polish, Portuguese (Portugal and Brazil), Romanian, Russian, Spanish, Swedish, Thai, Turkish, Ukrainian
Battery	One EN-EL14a Rechargeable Li-ion Battery
AC adapter	EH-5b AC Adapter; requires EP-5A Power Connector (available separately)
Tripod socket	1/4 in. (ISO 1222)
Dimensions (W x H x D)	Approx. 143.5 x 110 x 66.5 mm/5.6 × 4.3 × 2.6 in.
Weight	Approx. 765 g/1 lb 11 oz with battery and memory card but without body cap; approx. 710 g/1 lb 9 oz (camera body only)
Operating Environment	Temperature: 0 to 40°C/32 to 104°F; humidity: 85% or less (no condensation)
Supplied accessories	EN-EL14a Rechargeable Li-ion Battery, MH-24 Battery Charger, (may differ by country or area) DK-26 Eyepiece Cap, String for eyepiece cap, UC-E6 USB Cable, AN-DC9 Camera Strap, BF-1B Body Cap, BS-1 Accessory Shoe Cover, ViewNX 2 CD-ROM

• PictBridge is a trademark. • The SD, SDHC and SDXC logos are trademarks of SD-3C, LLC. • HDMI, the HDMI logo and High-Definition Multimedia Interface are trademarks or registered trademarks of HDMI Licensing, LLC. • Products and brand names are trademarks or registered trademarks of their respective companies. • Images in viewfinders, on LCDs and monitors shown in this brochure are simulated.



Specifications and equipment are subject to change without any notice or obligation on the part of the manufacturer. November 2013 © 2013 Nikon Corporation



**WARNING** TO ENSURE CORRECT USAGE, READ MANUALS CAREFULLY BEFORE USING YOUR EQUIPMENT. SOME DOCUMENTATION IS SUPPLIED ON CD-ROM ONLY.

Visit the Nikon Europe website at: [www.europe-nikon.com](http://www.europe-nikon.com)



Nikon Europe B.V. Tripolis 100, Burgerweeshuispad 101, 1076 ER Amsterdam, The Netherlands  
 Nikon U.K. Ltd. Nikon House, 380 Richmond Road, Kingston upon Thames, Surrey KT2 5PR, U.K. [www.nikon.co.uk](http://www.nikon.co.uk)  
 NIKON CORPORATION Shin-Yurakucho Bldg., 12-1, Yurakucho 1-chome, Chiyoda-ku, Tokyo 100-8331, Japan [www.nikon.com](http://www.nikon.com)