



TERRA 25 and 35

ATV / UTV / Side by Side



Designed with the toughest terrains in mind, this series of **ATV** and **Side by Side** winches, with line pull ratings of 2,500, 3,500 and 4,500 lbs, feature rugged all metal 3-stage planetary gear train construction. Longer life, more torque and strong enough to get users out of virtually anything they get into.

- Sealed Heavy Duty Motor

- Heavy Duty Roller Fairlead with Clevis Pin, Latched Hook



Terra 25
P/N 1125220

- Constructed with Oversized Gears with Unique Bearing Surfaces Lubricated with Synthetic Grease for Long life and High Torque

- Steel Drum specifically designed to withstand the rigor of Synthetic Rope



Terra 35SR
P/N 1135230

1. Wider Gears. The Superwinch Terra line features gears that are 2X as wide as the next competitor. This means far better engagement alongside longer life.
2. Bigger Motors. Superwinch Terra motors are bigger for one reason: better efficiency. From faster cooling to providing more torque, the Terra motors are the leaders in ATV winches.
3. Designed for Synthetics. With beefed up, welded steel drum tube and flanges, and certified quality Dyneema rope, only Superwinch Terra is engineered specifically for the unique loads synthetic rope exhibits.
4. Giving You Control. Terra winches come stock with both a 10' sealed hand held remote as well as a sealed handle bar mounted rocker switch. Select a Terra winch and you've got power at your fingertips.



Handle bar remote



Sealed hand-held control




Sealed solenoid



Steel drum designed for Synthetic rope



Easy to engage & disengaged ergonomic freespool control



The Industries First Fully Sealed ATV winch

Competition



Heavy duty motor, more torque, more power

SUPERWINCH® Competition



Rugged all steel over sized gears, with unique Synthetic grease holding bearings



TERRA 45

UTV / Side by Side



This is the industry's first truly sealed **Utility Terrain Vehicle** winch assembly. All seals on the entire winch from the outermost end of the motor to the ergonomic free spool control knob all meets the IP67 rating. Even the handlebar mounted rocker switch, the 10' hand-held remote and the solenoid are sealed and meet this same tough standard which ensures to keep out water, mud, snow and dust.

Terra 45
P/N 1145220



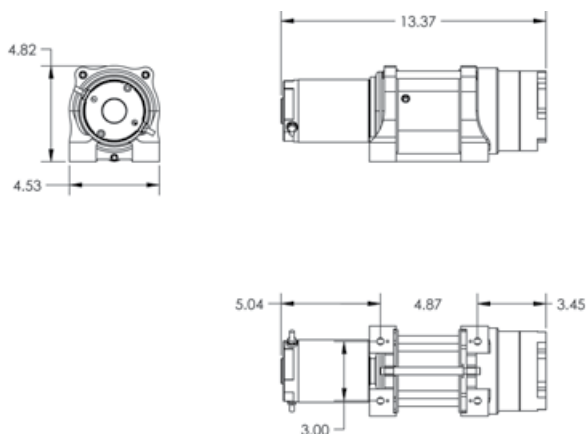
- Limited Lifetime on mechanical parts / 1 Year on the electrical
- Heavy Duty Roller Fairlead or CNC Aluminum Hawse (Synthetic Rope Models) with Heavy Duty, Clevis pin, Latched Hook

Terra 45SR
P/N 1145230

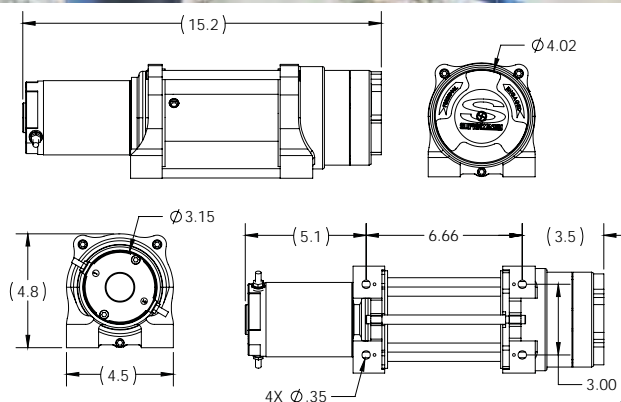


Freespooling
Ergonomic
Control

Model	25	25SR	35	35SR	45	45SR
Part Number	1125220	1125230	1135220	1135230	1145220	1145230
Voltage	12 VDC	12 VDC	12 VDC	12 VDC	12 VDC	12 VDC
Rated Pull lbs (kg)	2500 (1134)		3500 (1588)		4500 (2041)	
Motor hp (kW)	1.3 (.96)		1.6 (1.2)			
Gearing	3-Stage Planetary					
Gear Ratio	140:1				191:1	
Solenoid	Sealed Solenoid with Circuit Breaker					
Freespool	Ergonomic Control					
Brake	Mechanical, Automatic, Load Holding					
Rope Length ' (m)	50 (15.2)				55 (16.8)	
Rope Dia " (mm)	3/16 (4.8)	3/16 (4.8)	13/64 (5.2)	3/16 (4.8)	1/4 (6.5)	
Hook	Heavy Duty/Clevis Pinned/Latched					
Fairlead/Hawse	Fairlead	Hawse	Fairlead	Hawse	Fairlead	Hawse
Remote Control	10' Rugged Handheld and Handbar Switch					
Weight Installed lbs (kg)	18 (8.2)	15 (6.8)	20 (9.1)	17 (7.7)	22 (10)	19 (8.6)
Weight Shipping lbs (kg)	29.5 (13.3)	23.7 (10.7)	30.9 (14.0)	25.2 (11.4)	34 (15.4)	27.9 (12.7)
Warranty	Limited Lifetime Warranty - 1 Year Electrical					
UPC	022705003421	022705003438	022705003445	022705003452	22705003469	22705003476
Performance	25	25SR	35	35SR	45	45SR
No Load	Amps	25	19		21	
	Line Speed fpm (mpm)	26 (7.9)	24 (7.3)		15.0 (4.6)	
At Load	Amps	162	190		178	
	Line Speed fpm (mpm)	10.5 (3.2)	10.2 (3.1)		5.5 (1.7)	



(TERRA 25 / 35)



(TERRA 45)