

L100

Back to Basics.

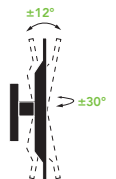

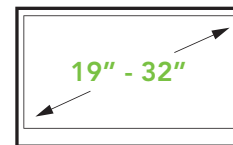
If you have a smaller TV and want a basic and reliable mounting solution, then we had you in mind when designing the L100.


A no frills mount, the L100 comes pre-assembled, is easy to install and offers generous tilt (with modest swivel) capabilities.



FEATURES & SPECIFICATIONS


- Fits most flat panel TVs from 19" to 32"
- Supports TVs up to 56 lbs (25 kg)
- Accommodates VESA sizes: 50x50, 75x75, 100x100, 200x100, 200x200, 100x200
- Accessible tilt mechanism provides a $\pm 12^\circ$ tilt angle
- Swivels 30° left and right
- Sits 3" (7.6cm) from the wall
- Single stud wall plate
- Solid steel construction with durable powder coated finish
- Installation Manual and all mounting hardware for wood studs and concrete installation is included
- Two Year Warranty
- Shipping box weight: 2.7 lbs (1.2 kg)
- Shipping box dimensions: 9.8" x 9.3" x 2.3" (25 x 23.5 x 5.8 cm)
- Product weight: 2.2 lbs (1 kg)
- UPC: 800152712130





A VARIETY OF VESA PATTERNS

The L100 is designed for smaller TVs with specific VESA patterns, including 50x50, 75x75, 100x100, 200x100, 200x200, and 100x200.



24 DEGREES OF TILT

The L100 features a tilt mechanism that is easily accessible and uses an adjustment knob that requires no tools. Tip your TV forward or backward up to 12°, and you can quickly tighten the head in place at your desired viewing angle. Maximum tilt is available when your TV is not swiveled left or right.



30 DEGREES OF SWIVEL

The L100 is able to swivel left or right up to 30° when your TV is vertical. When tilted, the swivel angle is reduced because your TV may touch the wall. Combine some tilt and some swivel to adjust your viewing angle.



EASY INSTALLATION

As a basic mount, the L100 is easy to install even for beginners. To make things simple, we provide an easy to follow manual and the mounting hardware needed for wood studs and concrete installations. Phone support and an online video are available to help with installation as well.

TECHNICAL ILLUSTRATIONS

