


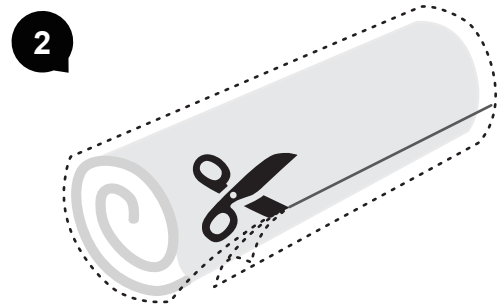
HOW TO UNPACK YOUR TOPPER

TIPs

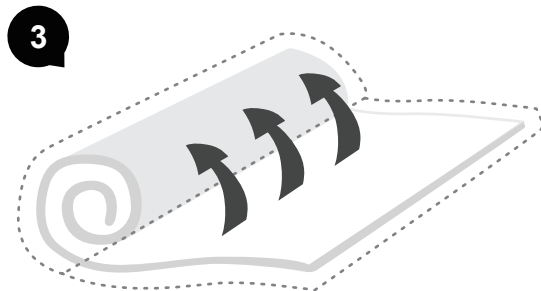
- ✓ Remove from packaging within 72 hours of receipt to maximize memory foam expansion.
- ✓ This product arrives very tightly packed. Unwrap and allow 48 hours for this product to return to its original shape.
- ✓ Being sealed in plastic packaging sometimes traps odors. After unwrapping, allow the product to air out (with open windows recommended) for several hours.
- ✓ There may be slight variances in the dimensions of this product due to the cutting of the memory foam during manufacturing.
- ✓ Zipper side is the bottom of the mattress.




1 Lay the box on its side in your bedroom. Remove the bagged mattress.



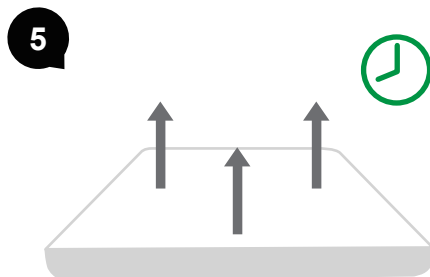
2 Remove the bag by cutting it CAREFULLY with scissors. DO NOT use a knife, as this may result in damage to your mattress.



3 Roll out the compressed mattress on to a clean, flat surface, zipper side down.



4 Carefully cut open the CLEAR plastic bag along the edges. The mattress instantly begins to decompress. Remove the bag.



5 Allow bed to fully recover before adding bed linens. Use on any clean support surface such as a box spring, platform bed or foundation.



WARNING :



- **Phone Number :** 1+(800) 383-2230
- **E-Mail Address :** support@bpmatt.com