

3-PERSON KID'S CAMPING COMBO - 7' x 5'



INCLUDES: 1 tent (7' x 5' x 40" (H)), 2 camp chairs and 2 nap pads. Sleeps 3.

Before you begin

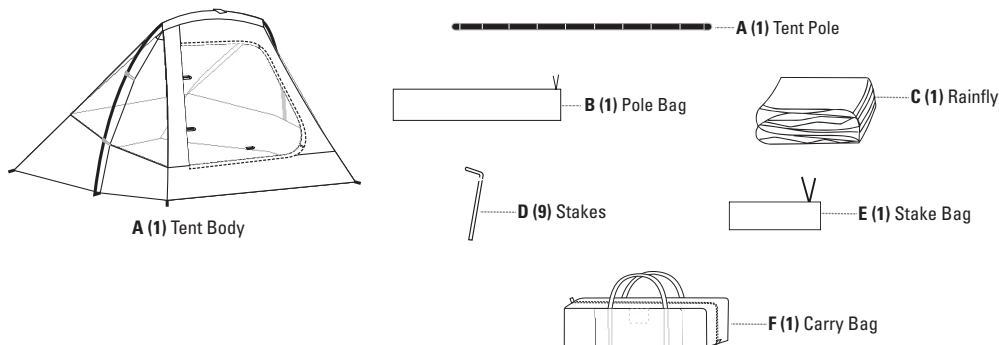
Read all instructions thoroughly before beginning set up.

- Select a level site clear of rocks, branches and other hard or sharp objects, to set up your tent.

⚠ WARNING: Keep clear of overhead power lines.

- Do not set up your tent under trees because of potential lightning strikes or falling tree limbs in inclement weather.
- For best results in windy conditions, position narrow end of tent into the wind.
- Secure with all stakes and guylines provided to prevent property damage or personal injury.
- Two people can easily setup this tent in 30 seconds or less.

Parts List:

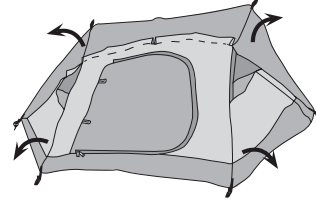


SET UP

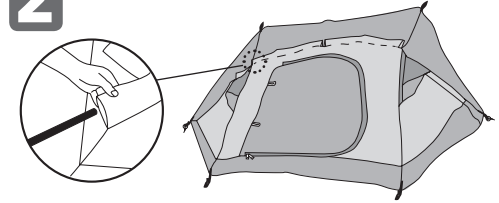
IMPORTANT:

As soon as you arrive home with your purchase, and before your first trip, empty contents of bag(s) and confirm all parts are included and undamaged.

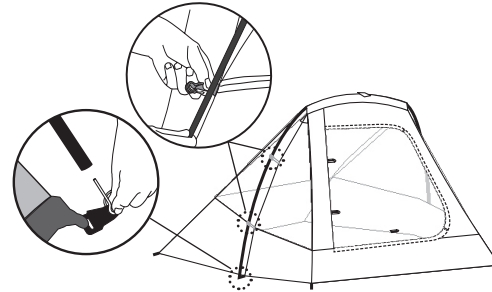
- 1 UNFOLD TENT**
Connect sections of long tent pole together.



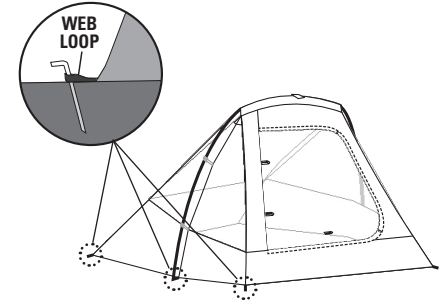
- 2 INSERT TENT POLE INTO ROOF SLEEVE**



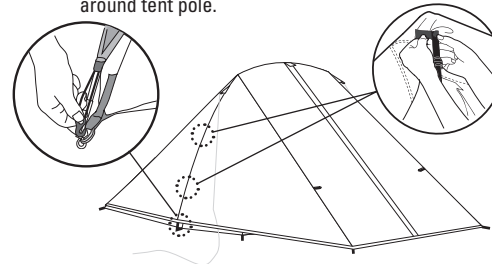
- 3 INSERT TENT POLE END ONTO PIN AND RING AT BASE OF TENT**
Gently flex pole into an arch and insert other end onto pin and ring at other side of tent. Clip plastic hooks onto tent pole.



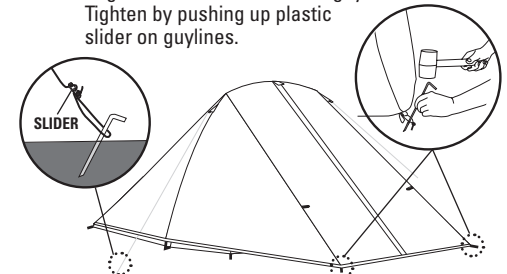
- 4 STAKE CORNERS & SIDES OF TENT**
Drive stakes through loop in web straps into ground at 45 degree angle. Floor should be taut.



- 5 DRAPE RAINFLY OVER TENT**
Attach hook at side of rainfly to metal ring at side of tent. Repeat for other side of tent. Attach hook & loop fasteners located on underside of rainfly around tent pole.



- 6 STAKE RAINFLY & GUYLINES**
Drive stakes through loop in elastic loops at front and back of rainfly into ground at 45 degree angle to secure. Stake down guylines. Tighten by pushing up plastic slider on guylines.

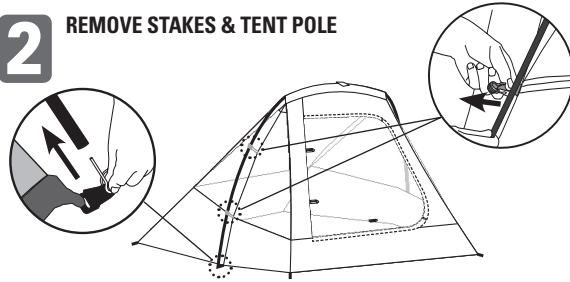


TEAR DOWN

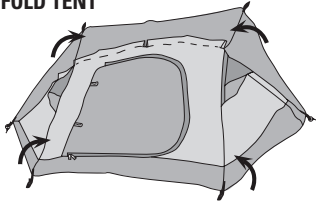
1 REMOVE RAINFLY



2 REMOVE STAKES & TENT POLE



3 FOLD TENT



4 ROLL AND STORE



Storing the Tent

- Remove stakes and place in the storage bag.
- All stakes must be placed in their own storage bag before placing in tent carrying case to prevent damage to the tent fabric.
- Store in a clean, dry area.

Things You Should Know

- Under certain conditions (cold weather, high humidity, etc.) condensation will form on the inside of your tent. Condensation is caused by water vapor from your breath, perspiration or any wet clothing inside the tent. It is NOT LEAKAGE through the tent fabric. It can be minimized by removing wet clothing from your tent and by providing good ventilation through the tent.
- Never store tent, even for a short period of time, without drying it thoroughly and brushing off caked dirt.
- STAKES SHOULD BE REMOVED BY PULLING ON THE STAKE ITSELF. NEVER PULL ON THE TENT TO REMOVE STAKE.
- Do not leave your tent set-up for weeks at a time. Be aware that exposure to ultraviolet rays from the sun can seriously damage material and/or cause it to become discolored.

⚠ WARNING: KEEP ALL FLAME AND HEAT SOURCES AWAY FROM THIS TENT FABRIC

This tent is made of flame-resistant fabric which meets CPAI-84 specifications. **IT IS NOT FIRE-PROOF.** The fabric will burn if left in continuous contact with any flame source. The application of any foreign substance to the product fabric may render the flame-resistant properties ineffective.

DO NOT use fuel burning devices inside or near tent materials.

DO NOT permit children to light matches, operate burning appliances, or handle any flame sources in or near the tent.

- Do not smoke, use matches, candles or open flames of any kind in or near the tent.
- Do not refuel lanterns, stoves or heaters inside tent.
- Do not cook inside tent.
- Do not store flammable liquids inside tent.



IMPORTANT:

THE ORIGINAL FIRE RETARDANT AND WATER REPELLENT PROTECTIVE COATINGS MAY BE COMPROMISED IF SPRAYS OR OTHER CHEMICAL TREATMENTS ARE USED ON THE TENT. FABRIC HAS BEEN FACTORY TREATED. IT IS HIGHLY WATER-REPELLANT; HOWEVER, IT IS NOT WATERPROOF. ALL TENTS CAN EXPERIENCE SEAM LEAKAGE DURING WET WEATHER. IF YOU WANT ADDITIONAL MOISTURE PROTECTION, TRY A SEAM SEALING COMPOUND ONLY; STRICTLY FOLLOW THE MANUFACTURER'S DIRECTIONS. IT IS RECOMMENDED THAT YOU SEAL THE TENT DURING THE INITIAL SETUP AS WELL AS PRIOR TO EACH CAMPING SEASON. SEAM SEALER COMPOUNDS CAN BE PURCHASED AT YOUR LOCAL CAMPING PRODUCTS OUTLET. FOR MISSING PARTS CALL 1-888-774-5840.

PLEASE DO NOT RETURN THIS PRODUCT TO THE RETAIL STORE.

REPAIR PARTS LIST

Part Number	Description
91457	Tent Pole
91458	Rainfly
91459	Media Pocket

6 Month Limited Warranty

Campvalley Xiamen warrants for a period of 6 months from the original date of purchase, this product against any defects in materials or workmanship. At its discretion, Campvalley Xiamen may provide replacement parts to original purchaser. Original receipt or proof of purchase as well as proof of defect is required. Campvalley Xiamen will not be responsible for shipping costs incurred outside the continental USA. Warranty is valid for the original purchaser 6 months from the date of purchase and is not transferable. This Warranty does not cover any product purchased through non-authorized dealers and/or online auction websites.

This Warranty Does Not Cover

This 6 Month Limited Warranty does NOT cover normal wear and tear, abuse or misuse of this product including damage from inclement weather conditions, such as wind, rain or hail. In case of inclement weather remove all valuables and persons and seek appropriate shelter. Under no circumstances will Campvalley Xiamen be liable or responsible for any incidental or consequential damages.

This product is designed and intended for recreational use only. Prolonged exposure to UV rays will cause any fabric to fade and deteriorate and is NOT covered by this 6 Month Limited Warranty.

All replacement products or parts will assume the remaining warranty of the original product. This warranty gives you specific legal rights. You may also have other rights which vary from state to state.

To Obtain Warranty Service

Call Toll Free 1-888-774-5840 for warranty service, repair parts, or product questions. Mon-Fri, 8:00 a.m. – 5:00 p.m. Central Time.

NOTICE: DO NOT RETURN PRODUCT TO RETAIL STORE.

Campvalley Xiamen
No.18th, West Road 3, Jinyuan, Jimei District, Xiamen, Fujian 361022 (China)
Made in China • Printed in China